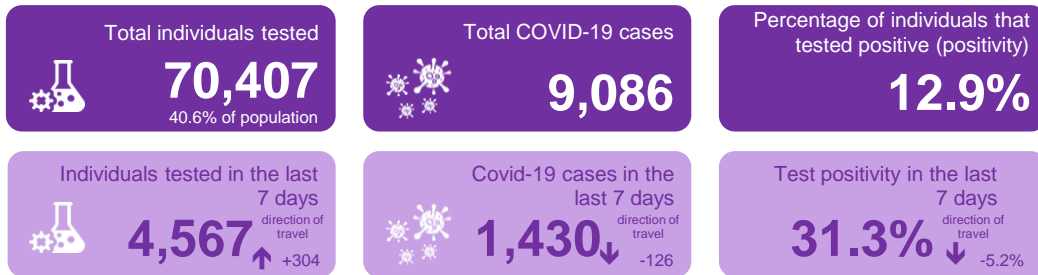


# COVID-19 Snapshot

As of 13<sup>th</sup> January 2021 (data reported up to 10<sup>th</sup> January 2021)



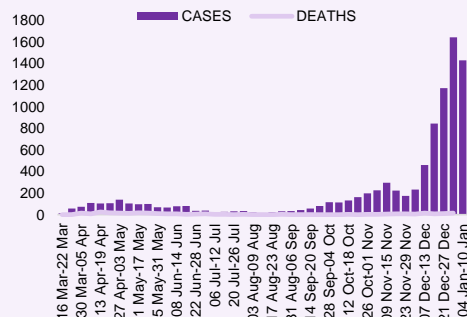
## Population 173,292



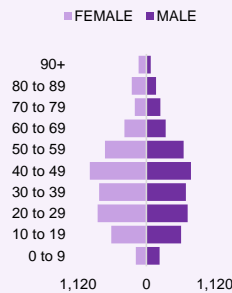
Direction of travel compares current snapshot against previous snapshot

key: Increasing no change decreasing

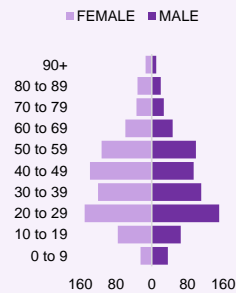
## Number of COVID-19 cases by week



## All cases by age and gender



## Last 7 days by age and gender



only age groups with more than two cases will be shown

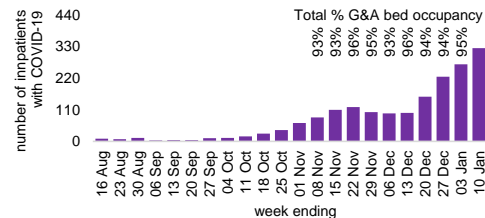
## Most affected wards in the last 7 days

	Number of cases
Cauldwell	143
Queens Park	104
Goldington	100
Kempston Rural	75
Harpur	74
Kempston Central and East	71
Castle	67
Eastcotts	66
Newnham	64
De Parys	61
Putnoe	58
Kingsbrook	56
Bromham and Biddenham	53
Kempston West	53
Great Barford	48
Wootton	48
Brickhill	45
Kempston North	39
Elstow and Stewartby	37
Kempston South	34
Wilshamstead	27
Clapham	23
Sharnbrook	19
Wyboston	18
Oakley	17
Harrold	16
Riseley	14

only wards with more than two cases will be shown

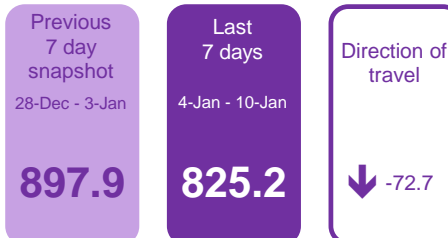
## Hospital bed occupancy and patients with COVID-19

### Bedfordshire Hospitals NHS Foundation Trust



The maximum daily number of inpatients with COVID-19 each week with maximum percentage of all 'General & Acute' (G&A) hospital bed occupancy (combined figures for the Bedford and Luton & Dunstable hospital sites)

## Number of weekly positive cases per 100,000 population



rates based on ONS mid year population 2019

**Total deaths registered involving COVID-19 since 1st January 2020**



**263**

**Deaths registered involving COVID-19 26-Dec to 1-Jan**



**15**

**Direction of travel (compared to previous 7 days)**



+6

(current snapshot against previous snapshot)

Please note: numbers in recent days may rise, reflecting diagnostic and reporting turnaround time. All detail within this report is the latest data available prior to publishing (13/01/2021).

Week-to-week comparisons are based on the data available at the time each snapshot was published.

Produced by: Bedford Borough Council, Central Bedfordshire Council and Milton Keynes Council Public Health Evidence and Intelligence Team - J Phillips.

Source: Public Health England (PHE), Office for National Statistics (ONS), NHS England.